


**For innovative products
and support, turn to
Thomas & Betts.**

From the earliest days of electrification over 100 years ago, Thomas & Betts has been a leader in providing products for commercial and industrial construction, industrial plant maintenance, repair and operation, electrical utility distribution, and original equipment manufacturing. We offer one of the broadest product lines in the electrical industry, supplying over 70% of the items used in a typical electrical application. More than 6,000 electrical, industrial, specialty, and retail distributors stock and sell Thomas & Betts products in their communities.

Cut time, not cornersSM
with our prefab fittings

QuickTurnTM



3233 W Hunting Park Avenue, Philadelphia PA 19132-1845
(800) 79-ROYAL (215) 221-1200 fax (215) 221-1201
advisors@royalelectric.com www.royalelectric.com

WE GET IT
24/7 Emergency Material Access




TRAY




30° FITTING



45° FITTING




ELEVATION CHANGE



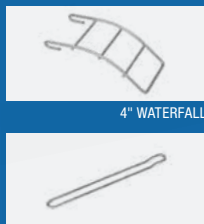
L FITTING




T FITTING



X FITTING



4" WATERFALL



SOLID TOP & BOTTOM COVERS




HOLD DOWN BRACKET



CENTER SUPPORT



TRAPEZE SUPPORT



WALL MOUNT

CABLE TRAY DIVIDER

TRAPEZE SUPPORT

SPLICE WASHER KIT

Visit the T&B world of electrical product solutions

Visit our website for more information about Thomas & Betts solutions and our newest products. For a user-friendly catalog and competitive part-number search, application and technical support, and other useful information, go to tnb.com.

Industry codes and specifications

All Thomas & Betts products for use in commercial and institutional facilities meet or exceed applicable industry specifications or codes, which are detailed in the appropriate T&B product literature.



Online CAD library

Thomas & Betts offers free download of two- and three-dimensional CAD models of many of its products in more than 90 native CAD formats at tnb.com/cadlibrary.

Thomas & Betts Corporation Electrical Division Headquarters

8155 T&B Boulevard | Memphis, TN 38125
Phone: 901.252.5000 | Fax: 901.252.1354

Technical Services: 888.862.3289
Customer Service: 1.800.816.7809
elec_custserv@tnb.com

www.tnb.com




American Recovery and Reinvestment Act (ARRA)

Get certification for compliant products online at tnb.com/ARRA.

© 2013 Thomas & Betts Corporation. All rights reserved. 3/13/2.7M GM-7196

Also visit tnb.com for complementary strut and cable tray products.



Thomas & Betts

A Member of the ABB Group

Install turns faster. Turn jobs sooner.

QuickTurn prefab fittings save time and money.

Cutting fittings for your basket tray installation is labor-intensive and time-consuming. It can also undermine proper grounding.

That's why, in addition to straights, T&B's QuickTurn system features a full array of factory-made fittings for turns, T's and elevation changes. QuickTurn eliminates on-site fabrication and grounding worries, allowing you to install fittings up to 80% faster. And that can make it easier for you to turn a profit.

Take installation in a whole new direction.



Fittings made simple.

QuickTurn factory-made straights and fittings make installation and cable running easier.

- One-tool installation—simplifies the entire process
- A fitting for every need—streamlines work flow and materials handling
- No cutting—eliminates waste
- Low-resistance corner plates—makes pulling cables fast

Safety built right in.

QuickTurn's integrated grounding loops ensure that proper grounding connections are made every time. No secondary cables, lugs, or straps to fool with.

With QuickTurn's prefabricated fittings, safety-conscious contractors can eliminate the dangerous, often sharp wire ends that result from on-site fabrication, minimizing injury risk to workers.

Durability inside and out.

QuickTurn is made in America. Its high-strength basket design provides structural integrity. And its special post-fabrication powder coat protects all welds from the elements. That makes QuickTurn a great choice for demanding locations. It's available in five different colors too, to accommodate a wide range of color schemes and architectural applications. It can also be painted to match the surrounding surfaces.

Need zinc-free components for your high-tech application? We can handle that too. Just ask!

A turn for the better.

Where do you want to go? QuickTurn can take you there, providing a higher level of versatility and control. Choose from a wide variety of configurations, sizes, colors and accessories, all backed by the support and service of T&B. Whether you have a question about installation or simply need extra connecting hardware, we are ready to help.

Learn more.






Contact your T&B representative or visit tnb.com to learn more about the QuickTurn basket tray system. With QuickTurn, you'll cut time, not corners.

Product Dimensions	Tray (10' L)	30° Fitting	45° Fitting	Elevation Change	L Fitting	T Fitting	X Fitting	Center Support	Trapeze Support	Floor Mount	Wall Mount
3/16 x 6W x 2H	TB-0520-06-2-10	TB-0525-06-2-30	TB-0525-06-2-45	TB-0525-06-2-EC	TB-0525-06-2-L	TB-0525-06-2-T	TB-0525-06-2-X				
3/16 x 12W x 2H	TB-0520-12-2-10	TB-0525-12-2-30	TB-0525-12-2-45	TB-0525-12-2-EC	TB-0525-12-2-L	TB-0525-12-2-T	TB-0525-12-2-X				
3/16 x 12W x 4H	TB-0520-12-4-10	TB-0525-12-4-30	TB-0525-12-4-45	TB-0525-12-4-EC	TB-0525-12-4-L	TB-0525-12-4-T	TB-0525-12-4-X				
3/16 x 18W x 4H	TB-0520-18-4-10	TB-0525-18-4-30	TB-0525-18-4-45	TB-0525-18-4-EC	TB-0525-18-4-L	TB-0525-18-4-T	TB-0525-18-4-X				
3/16 x 24W x 4H	TB-0520-24-4-10	TB-0525-24-4-30	TB-0525-24-4-45	TB-0525-24-4-EC	TB-0525-24-4-L	TB-0525-24-4-T	TB-0525-24-4-X				
6" Kit								TB-0551-06	TB-0553-06	TB-0556-06	TB-0557-06
12" Kit								TB-0551-12	TB-0553-12	TB-0556-12	TB-0557-12
18" Kit								TB-0551-18	TB-0553-18	TB-0556-18	TB-0557-18
24" Kit								TB-0551-24	TB-0553-24	TB-0556-24	TB-0557-24

Accessories Dimensions	Extension Loop, Galvanized	Hold Down Bracket Kit	Splice Washer Kit	4" Waterfall (3/16" Wire, 3-3/4" Wide)	Solid Bottom Plates	Top Covers*	Tray Dividers
3/8" x 3/4" x 8.5"	TB-05-CM58						
1" x 1" x 4.5"		TB-0550-0982					
.5" x .5" x 1.75"			TB-0526-00726				
1.75" x 3.75" x 7.0"				TB-0559-04			
6" x 59"					TB-0520-6BP	TB-0520-6TC	
12" x 59"					TB-0521-2BP	TB-0521-2TC	
18" x 59"					TB-0521-8BP	TB-0521-8TC	
24" x 59"					TB-0522-4BP	TB-0522-4TC	
2" x 1" x 59"							TB-0525-00983
4" x 1" x 59"							TB-0525-00984

Hold Down Bracket Kit Includes: 1- 05-cm67- Nut, Serrated Flange, 5/16-18 Zinc, 1- 05-cm72- Bolt, Carriage, 5/16-18 x 1 1/4", Zinc, gr 2, 1- Hold Down Bracket

Splice Washer Kit Includes: 1- 1/4-20 Bolt Washer, 1- Splice Washer, 1- Flanged Hex Nut

Color Suffix	Color	Example
1	Yellow 	TB-0525-06-2-30-1
3	Chrome 	TB-0525-06-2-30-3
4	Black 	TB-0525-06-2-30-4
5	Red 	TB-0525-06-2-30-5
6	Blue 	TB-0525-06-2-30-6

* Top Cover available only in black, red and blue.

